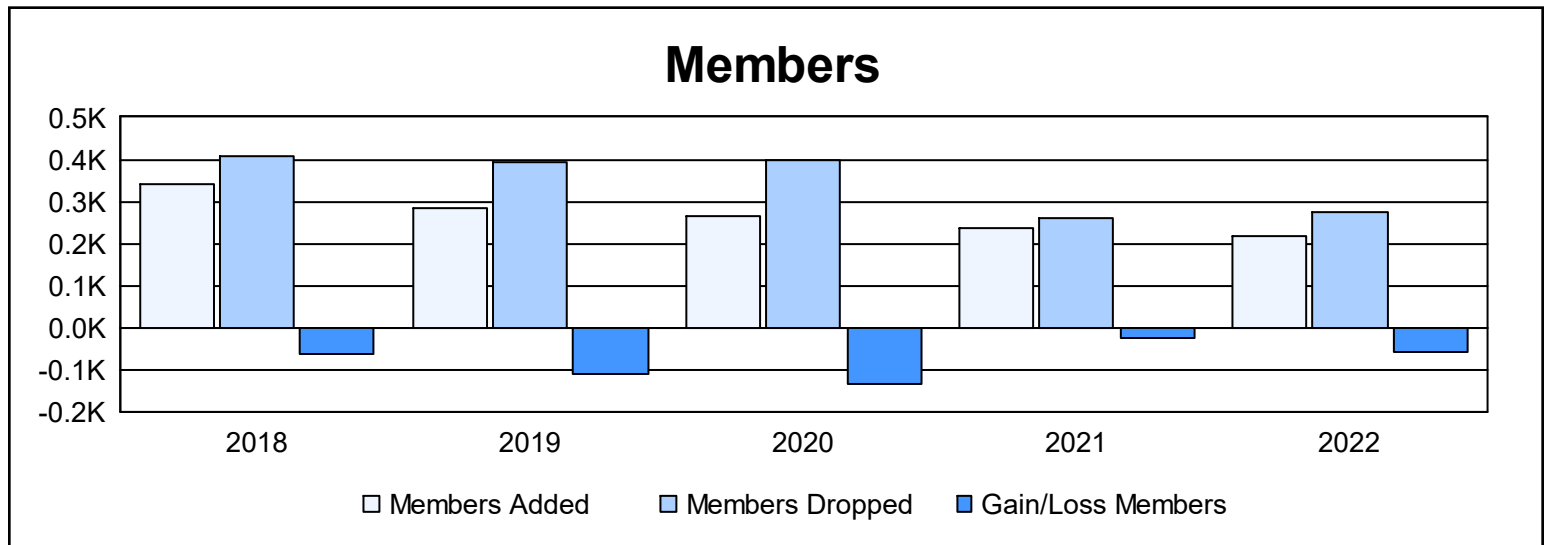
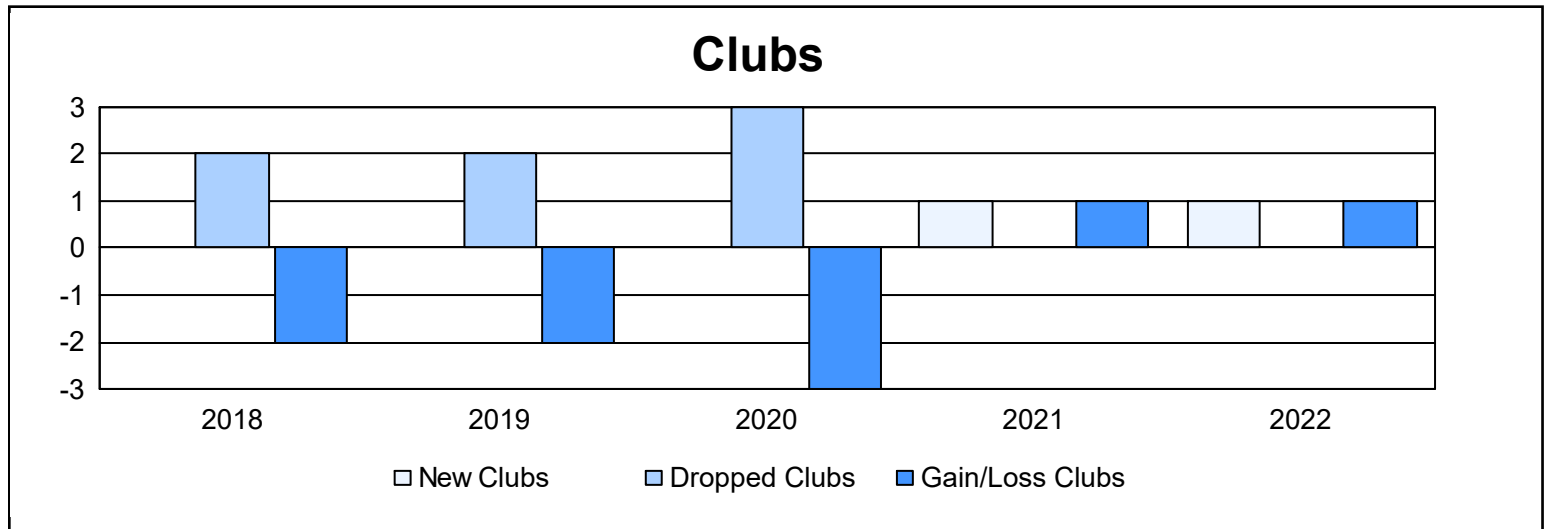
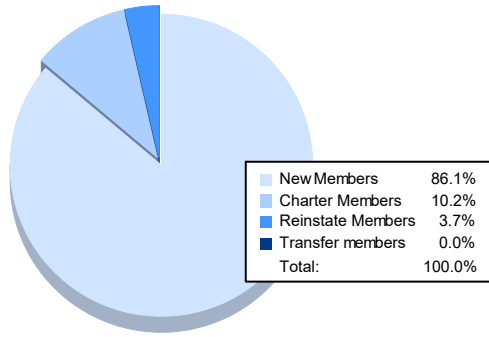


| Year           | New Clubs | Dropped Clubs | Gain/ Loss Clubs | New Members | Charter Members | Reinstate Members | Transfer Members | Total Member Added | Total Members Dropped | Gain/ Loss Members |
|----------------|-----------|---------------|------------------|-------------|-----------------|-------------------|------------------|--------------------|-----------------------|--------------------|
| 2017-2018      | 0         | 2             | -2               | 324         | 1               | 15                | 3                | 343                | 407                   | -64                |
| 2018-2019      | 0         | 2             | -2               | 270         | 0               | 10                | 2                | 282                | 393                   | -111               |
| 2019-2020      | 0         | 3             | -3               | 250         | 3               | 10                | 0                | 263                | 398                   | -135               |
| 2020-2021      | 1         | 0             | 1                | 198         | 29              | 5                 | 3                | 235                | 259                   | -24                |
| 2021-2022      | 1         | 0             | 1                | 186         | 22              | 8                 | 0                | 216                | 276                   | -60                |
| <b>Average</b> | <b>0</b>  | <b>1</b>      | <b>-1</b>        | <b>246</b>  | <b>11</b>       | <b>10</b>         | <b>2</b>         | <b>268</b>         | <b>347</b>            | <b>-79</b>         |



### Membership Composition June 2022 Cumulative



### Gender Composition June 2022 Cumulative

